

Institution: University of South Florida-Main Campus (137351)
User ID: P1373511

Overview

Institutional Characteristics Overview

Welcome to the Institutional Characteristics (IC) component. This component collects important information about your institution's mission, student services, and student charges.

Much of the data reported on IC appear on College Navigator, which is updated once after IC data has been reviewed. Thus, errors may stay on College Navigator for a full year.

Additionally, the cost of attendance data are used to calculate the net price of attendance in the Student Financial Aid component. This has important implications for what students see about your institution, and also for the College Affordability and Transparency Center's lists. **Revisions or changes to costs can ONLY be made in the Student Financial Aid component and not in the prior year revision system.**

Remember, it is the responsibility of the keyholder to submit accurate data about the institution. Please contact the IPEDS Help Desk for clarifications to make sure that you are reporting correctly.

Changes to This Year's IC Component

The following changes were implemented for the 2016-17 data collection period:

- In Part C, the question about library services has been modified.
- In Part C, questions about distance education opportunities have been modified and moved to their own screen.

Common Errors

Quality control reviews of past IC data indicate frequently made errors. Please review the common errors below to ensure accurate reporting. Additional common errors or tips can be found in the New Keyholder Handbook under Resources.

- Part C, question 8 should only be marked 'YES' if your institution is **EXCLUSIVELY** distance education. Do not mark 'YES' if your courses/programs are also available in person.
- Do not try to outsmart fatal errors; this is falsifying data. Contact the Help Desk to override, or fix, the data.
- Make sure you understand ALL definitions before responding to questions. For example, make sure that you are reporting for an 'ACADEMIC YEAR' or 'PROGRAM' as defined by IPEDS.

To download the survey materials for this component: [Survey Materials](#)

Part A - Mission Statement

Data changed on this page cannot be saved and therefore will not be changed in the Prior Year system.

1. Provide the institution's mission statement or a web address (URL) where the mission statement can be found. Typed statements are limited to 2,000 characters or less. The mission statement will be available to the public on College Navigator.

Mission Statement URL:

http://www.usf.edu/ods


Please begin URL with "http://" or "https://"

Mission Statement

Part B - Services and Programs for Servicemembers and Veterans

1. Which of the following are available to veterans, military servicemembers, or their families?

- Yellow Ribbon Program (officially known as Post-9/11 GI Bill, Yellow Ribbon Program)
- Credit for military training
- Dedicated point of contact for support services for veterans, military servicemembers, and their families
- Recognized student veteran organization
- Member of Department of Defense Voluntary Educational Partnership Memorandum of Understanding
- None of the above

 You may use the space below to provide context for the data you've reported above. These context notes will be posted on the College Navigator website, and should be written to be understood by students and parents.

Part C - Student Services - Special Learning Opportunities

1. Does your institution accept any of the following? [Check all that apply]

- | | |
|-------------------------------------|--|
| <input checked="" type="checkbox"/> | Dual credit (college credit earned while in high school) |
| <input type="checkbox"/> | Credit for life experiences |
| <input checked="" type="checkbox"/> | Advanced placement (AP) credits |
| <input type="checkbox"/> | None of the above |

2. What types of special learning opportunities are offered by your institution? [Check all that apply]

- | | | | | | |
|---|---|-------------------------------------|------|-------------------------------------|-----------|
| <input checked="" type="checkbox"/> | ROTC | | | | |
| <input checked="" type="checkbox"/> | Army | <input checked="" type="checkbox"/> | Navy | <input checked="" type="checkbox"/> | Air Force |
| <input checked="" type="checkbox"/> | Study abroad | | | | |
| <input checked="" type="checkbox"/> | Weekend/evening college | | | | |
| <input checked="" type="checkbox"/> | Teacher certification (for the elementary, middle school/junior high, or secondary level) | | | | |
| Do not include certifications to teach at the postsecondary level. | | | | | |
| <input type="checkbox"/> | Students can complete their preparation in certain areas of specialization | | | | |
| <input type="checkbox"/> | Students must complete their preparation at another institution for certain areas of specialization | | | | |
| <input checked="" type="checkbox"/> | This institution is approved by the state for the initial certification or licensure of teachers | | | | |
| <input type="checkbox"/> | None of the above | | | | |

3. If your institution grants a bachelor's degree or higher but does not offer a full 4-year program of study at the undergraduate level, how many years of completed college-level work are required for entrance?

Number of years

Select One

Part C - Student Services: Other Student Services

4. Which of the following selected student services are offered by your institution? [Check all that apply]


<input type="checkbox"/>	Remedial services
<input checked="" type="checkbox"/>	Academic/career <u>counseling services</u>
<input checked="" type="checkbox"/>	Employment services for current students
<input checked="" type="checkbox"/>	Placement services for program completers
<input checked="" type="checkbox"/>	On-campus <u>day care</u> for children of students
<input type="checkbox"/>	None of the above

5. Which of the following academic library resource or service does your institution provide? [Check all that apply]

<input checked="" type="checkbox"/>	Physical facilities
<input checked="" type="checkbox"/>	An organized collection of printed materials
<input checked="" type="checkbox"/>	Access to digital/electronic resources
<input checked="" type="checkbox"/>	A staff trained to provide and interpret library materials
<input checked="" type="checkbox"/>	Established library hours
<input checked="" type="checkbox"/>	Access to library collections that are shared with other institutions
<input type="checkbox"/>	None of the above

6. Indicate whether or not any of the following alternative tuition plans are offered by your institution.

<input type="radio"/>	No
<input checked="" type="radio"/>	Yes
<input type="checkbox"/>	<u>Tuition guarantee</u>
<input checked="" type="checkbox"/>	<u>Prepaid tuition plan</u>
<input type="checkbox"/>	<u>Tuition payment plan</u>
<input type="checkbox"/>	Other (specify in box below)

 **You may use the space below to provide context for the alternative tuition plans you've reported above. These context notes will be posted on the College Navigator website, and should be written to be understood by students and parents.**

Part C - Student Services - Distance Education Opportunities

7. Does your institution offer distance education courses?

- No
 Yes

8. Are all the programs at your institution offered exclusively via distance education programs?

- No
 Yes


9. Please indicate at what level(s) your institution offers distance education opportunities (courses and/or programs).

- Undergraduate
 Graduate
 The institution does not offer distance education opportunities

Part C - Student Services: Disability Service

10. Please indicate the percentage of all undergraduate students enrolled during fall 2015 who were formally registered as students with disabilities with the institution's office of disability services (or the equivalent office).

<input checked="" type="radio"/>	3 percent or less	
<input type="radio"/>	More than 3 percent:	%

 You may use the space below to provide context for the data you've reported above. These context notes will be posted on the College Navigator website, and should be written to be understood by students and parents.

Part D - Student Charges Questions

Data changed on this page cannot be saved and therefore will not be changed in the Prior Year system.

1. Are all full-time, first-time degree/certificate-seeking students required to live on campus or in institutionally-controlled housing?

If you answer **Yes** to this question, you will not be asked to report off-campus room and board in the price of attendance (D11).

This is only a screening question, and your response does not show up on College Navigator.

*If you make any exceptions to this rule, and have even one full-time, first-time student living off-campus, please answer **No** so that this does not cause conflicts with the Student Financial Aid survey. Making changes to the SFA component is very difficult and may lead to inaccurate reporting for your institution.*

- No
 Yes, and we do not make **ANY** (even one) exceptions to this rule

2. Does your institution charge different tuition for in-district, in-state, or out-of-state students?

If you answer **Yes** to this question, you will be expected to report tuition amounts for in-district, in-state, and out-of-state students.

*Please only select **Yes** if you really charge different tuition rates, or you will be reporting the same numbers 3 times.*

- No
 Yes

3. Does your institution offer institutionally-controlled housing (either on or off campus)?

If you answer **Yes** to this question, you will be expected to specify a housing capacity, and to report a room charge or a combined room and board charge (D10).

- No
 Yes
Specify housing capacity for academic year 2016-17
5,566

4. Do you offer board or meal plans to your students?

If you answer **Yes** to this question, you will be expected to report a board charge or combined room and board charge (D10).

- No
 Yes - Enter the number of meals per week in the maximum meal plan available
 Yes - Number of meals per week can vary (e.g., students' charge meals against a meal card)

Part D - Undergraduate Student Charges

Data changed on this page cannot be saved and therefore will not be changed in the Prior Year system.

If the institution charges an application fee, indicate the amount.

	Amount	Prior year
<u>Undergraduate application fee</u>	30	30

5. Charges to full-time undergraduate students for the full academic year 2016-17

Please be sure to report an average tuition that includes all students at all levels (freshman, sophomore, etc.).

	<u>In-district</u>	<u>Prior year</u>	<u>In-state</u>	<u>Prior year</u>	<u>Out-of-state</u>	<u>Prior year</u>
All full-time undergraduate students						
Average tuition	4,559	4,559	4,559	4,559	15,473	15,473
Required fees	1,851	1,851	1,851	1,851	1,851	1,851

6. Per credit hour charge for part-time undergraduate students

Please be sure to report an average per credit tuition that includes all students at all levels (freshman, sophomore, etc.).

	<u>In-district</u>	<u>Prior year</u>	<u>In-state</u>	<u>Prior year</u>	<u>Out-of-state</u>	<u>Prior year</u>
Per credit hour charge	211	211	211	211	575	575

Part D - Graduate Student Charges

Data changed on this page cannot be saved and therefore will not be changed in the Prior Year system.

If the institution charges an application fee, indicate the amount.

	Amount	Prior year
<u>Graduate application fee</u>	30	30

*Please do not include tuition for Doctor's Degree – Professional Practice programs.
 Data for those programs are collected separately.*

7. Charges to full-time graduate students for the full academic year 2016-17

	<u>In-district</u>	<u>Prior year</u>	<u>In-state</u>	<u>Prior year</u>	<u>Out-of-state</u>	<u>Prior year</u>
<u>Average tuition</u>	8,350	8,350	8,350	8,350	19,048	19,047
<u>Required fees</u>	2,078	2,078	2,078	2,078	2,078	2,079

8. Per credit hour charge for part-time graduate students

	<u>In-district</u>	<u>Prior year</u>	<u>In-state</u>	<u>Prior year</u>	<u>Out-of-state</u>	<u>Prior year</u>
<u>Per credit hour charge</u>	431	431	431	431	877	877

Part D - Student Charges - Graduate, Doctor's Professional Practice Tuition

Data changed on this page cannot be saved and therefore will not be changed in the Prior Year system.

9. List the typical tuition and required fees for a full-time doctor's-professional practice student in any of the selected programs for the full academic year 2016-17.

DO NOT include room and board charges

Doctor's degree-professional practice	In-state	Out-of-state
1. Chiropractic (D.C. or D.C.M.):		
Tuition amount		
Required fees		
2. Dentistry (D.D.S. or D.M.D.):		
Tuition amount		
Required fees		
3. Medicine (M.D.):		
Tuition amount	29,175	49,355
Required fees	4,551	5,561
4. Optometry (O.D.):		
Tuition amount		
Required fees		
5. Osteopathic Medicine (D.O.):		
Tuition amount		
Required fees		
6. Pharmacy (Pharm.D.):		
Tuition amount	16,610	34,355
Required fees	3,295	4,182
7. Podiatry (Pod.D., D.P., or D.P.M.):		
Tuition amount		
Required fees		
8. Veterinary Medicine (D.V.M.):		
Tuition amount		
Required fees		
9. Law (J.D.):		
Tuition amount		
Required fees		

Part D - Student Charges - Room and Board

Data changed on this page cannot be saved and therefore will not be changed in the Prior Year system.

10. What are the typical room and board charges for a student for the full academic year 2016-17?

If your institution offers room or board at no charge to students, enter zero.

If you report room and board separately, leave the combined charge blank. If you report a combined charge, leave the room and board charges blank.

Room and board charges	Amount	Prior year
? Room charge (Double occupancy)	5,750	5,750
? Board charge (Maximum plan)	3,950	3,650
Combined room and board charge (Answer only if you CANNOT separate room and board charges.)		

Part D - Student Charges - Price of Attendance

Data changed on this page cannot be saved and therefore will not be changed in the Prior Year system.

11. Cost of attendance for full-time, first-time undergraduate students:

Please enter the amounts requested below. These data will be made available to the public on College Navigator. If your institution participates in any Title IV programs (Pell, Stafford, etc.), you must complete all information. *Estimates of expenses for books and supplies, room and board, and other expenses are those from the **Cost of Attendance report** used by the financial aid office in determining financial need. Please talk to your financial aid office to get these numbers, to ensure that you are reporting correctly.*

If the **2016-17 tuition and/or fees as reported on this page** for *full-time, first-time students* are covered by a tuition guarantee program, check the applicable box(es) under 'Tuition Guarantee'. Additionally, please indicate the maximum % increase that is guaranteed. *These numbers are expected to be fairly small. Please contact the Help Desk if you are confused about these values and how to report them.*

Charges for full academic year	2013-14	2014-15	2015-16	2016-17	Tuition Guarantee (check only if applicable to entering students in 2016-17)	Guaranteed increase %
Published <u>tuition</u> and <u>required fees</u>:						
In-district						
Tuition	4,559	4,559	4,559	4,559	<input type="checkbox"/>	
Required fees	1,851	1,851	1,851	1,851	<input type="checkbox"/>	
Tuition + fees total	6,410	6,410	6,410	6,410		
In-state						
Tuition	4,559	4,559	4,559	4,559	<input type="checkbox"/>	
Required fees	1,851	1,851	1,851	1,851	<input type="checkbox"/>	
Tuition + fees total	6,410	6,410	6,410	6,410		
Out-of-state						
Tuition	15,473	15,473	15,473	15,473	<input type="checkbox"/>	
Required fees	1,851	1,851	1,851	1,851	<input type="checkbox"/>	
Tuition + fees total	17,324	17,324	17,324	17,324		
Books and supplies	1,000	1,000	1,200	1,200		
On-campus:						
Room and board	9,250	9,400	9,400	9,700		
Other expenses	4,100	4,100	4,100	4,100		
Room and board and other expenses	13,350	13,500	13,500	13,800		
Off-campus (not with family):						
Room and board	9,250	9,400	9,400	9,700		
Other expenses	4,100	4,100	4,100	4,100		
Room and board and other expenses	13,350	13,500	13,500	13,800		
Off-campus (with family):						
Other expenses	4,100	4,100	4,100	4,100		

You may use the space below to provide context for the data you've reported above. These context notes will be posted on the College Navigator website, and should be written to be understood by students and parents.

Part E - Athletic Association

Data changed on this page cannot be saved and therefore will not be changed in the Prior Year system.

1. Is this institution a member of a national athletic association?

- No
- Yes - Check all that apply
- National Collegiate Athletic Association (NCAA)
 - National Association of Intercollegiate Athletics (NAIA)
 - National Junior College Athletic Association (NJCAA)
 - United States Collegiate Athletic Association (USCAA)
 - National Christian College Athletic Association (NCCAA)
 - Other

2. If this institution is a member of the NCAA or NAIA, specify the conference FOR EACH SPORT using the pull down menu.

Sport	NCAA or NAIA member		Conference
Football	<input type="radio"/> No	<input checked="" type="radio"/> Yes-Specify	American Athletic Conference
Basketball	<input type="radio"/> No	<input checked="" type="radio"/> Yes-Specify	American Athletic Conference
Baseball	<input type="radio"/> No	<input checked="" type="radio"/> Yes-Specify	American Athletic Conference
Cross country and/or track	<input type="radio"/> No	<input checked="" type="radio"/> Yes-Specify	American Athletic Conference

Prepared by

This survey component was prepared by:

<input checked="" type="radio"/> Keyholder	<input type="radio"/> SFA Contact	<input type="radio"/> HR Contact
<input type="radio"/> Finance Contact	<input type="radio"/> Academic Library Contact	<input type="radio"/> Other

Name: Valeria Garcia
Email: vgarcia@usf.edu

How long did it take to prepare this survey component?	4 hours	minutes
--	---------	---------

The name of the preparer is being collected so that we can follow up with the appropriate person in the event that there are questions concerning the data. The Keyholder will be copied on all email correspondence to other preparers. The time it took to prepare this component is being collected so that we can continue to improve our estimate of the reporting burden associated with IPEDS. Please include in your estimate the time it took for you to review instructions, query and search data sources, complete and review the component, and submit the data through the Data Collection System. Thank you for your assistance.

Summary**Institutional Characteristics Component Summary
Academic Year Reporters**

IPEDS collects important information regarding your institution. All data reported in IPEDS survey components become available in the IPEDS Data Center and appear as aggregated data in various Department of Education reports. Additionally, some of the reported data appears specifically for your institution through the College Navigator website and is included in your institution's Data Feedback Report (DFR). The purpose of this summary is to provide you an opportunity to view some of the data that, when accepted through the IPEDS quality control process, will appear on the College Navigator website and/or your DFR. College Navigator is updated approximately three months after the data collection period closes and Data Feedback Reports will be available through the [Data Center](#) and sent to your institution's CEO in November 2016.

Please review your data for accuracy. If you have questions about the data displayed below after reviewing the data reported on the survey screens, please contact the IPEDS Help Desk at: 1-877-225-2568 or ipedshelp@rti.org.

GENERAL INFORMATION

Mission Statement	http://www.usf.edu/ods/resources/strategic-planning.aspx
Does your institution offer distance education courses?	Yes
Are all the programs at your institution offered exclusively via distance education programs?	No
Special Learning Opportunities	ROTC (Army Navy Air Force) Study abroad Weekend/evening college Teacher certification (below the postsecondary level)
Student Services	Academic/career counseling services Employment services for current students Placement services for program completers On-campus day care for children of students
Credit Accepted	Dual credit (college credit earned while in high school) Advanced placement (AP) credits
Undergraduate students enrolled who are formally registered with office of disability services	3 percent or less

PRICING INFORMATION

Estimated expenses for academic year for full-time, first-time students	2013-14	2014-15	2015-16	2016-17
In-district tuition and fees	\$6,410	\$6,410	\$6,410	\$6,410
In-state tuition and fees	\$6,410	\$6,410	\$6,410	\$6,410
Out-of-state tuition and fees	\$17,324	\$17,324	\$17,324	\$17,324
Books and supplies	\$1,000	\$1,000	\$1,200	\$1,200
On-campus room and board	\$9,250	\$9,400	\$9,400	\$9,700
On-campus other expenses	\$4,100	\$4,100	\$4,100	\$4,100
Off-campus room and board	\$9,250	\$9,400	\$9,400	\$9,700
Off-campus other expenses	\$4,100	\$4,100	\$4,100	\$4,100
Off-campus with family other expenses	\$4,100	\$4,100	\$4,100	\$4,100
Average undergraduate student tuition and fees for academic year 2016-17	Tuition		Fees	
In-district	\$4,559		\$1,851	
In-state	\$4,559		\$1,851	
Out-of-state	\$15,473		\$1,851	
Average graduate student tuition and fees for academic year 2016-17	Tuition		Fees	
In-district	\$8,350		\$2,078	
In-state	\$8,350		\$2,078	
Out-of-state	\$19,048		\$2,078	
Alternative tuition plans	Prepaid tuition plan			

Institutional Characteristics

University of South Florida-Main Campus (137351)

There are no errors for the selected survey and institution.